

Excess Tools Part List & Accessories Declaration Form

Transaction Type **Retirement for Sale/Trade In/Scrap/Intercompany/Temporary Storage**

Tool ID **CVD2931**

Date **7-Sep-18**

a. General

Cat	Description
Vendor / Supplier	Applied Materials
Model	Producer GT
Process	BLoKDep
Vintage (Year of Manufacture)	Apr 2014
Serial No.	428357-DG-ACHA
Asset Description	
Tool Status	Connected - idle
Software Version	B52138_gB8.00_55
CIM	E84, SECS/GEM, GEM300, Interface A

b. Hardware Configuration (Fab)

Cat	Description	Qty / Units	Status,tick if ok[✓]
Main System			
SMIF System			
Handler System			
Options			
Others (Pls specify if any)			

c. Hardware Configuration (Subfab / Auxilliary Units)

Sub Accessories / Auxilliary Units	Qty / Units	Status,tick if ok[✓]

d. Missing/Faulty Parts / Accesories List

(If NO missing/faulty parts/accessories please indicate NA)




Description	Qty / Units	Status
UPS batteries or battery pack		
missing door interlock magnet mounting nuts	2	
Needs GUI software work. Comes up only in safe mode. Does not follow commands	1	
Needs LCF	1	
Missing chamber A/C box cover	1	
Missing S1 S2 chamber wafer heater	1	
Missing S1 S2 heater lift mechanism	1	
Missing S1 S2 heater lift driver, lead screw, motor	1	
Several cables not connected	1	

top plate LL	1	
liner LL	1	
Gas distribution plate APC	1	
Bucket LL	1	
Edge ring large	1	
Edge ring small	1	
lock nut quartz tube	1	
tube liner AX7670 APC 300 mm Quartz tube	1	
STP-iXR1606 Turbo pump shutting off after few seconds . Turbo having hw problems	1	
Dump DI water from S1 and S2 DI water container	1	
S1 H2O MFC 20 sccm	1	
Missing DI water container cover	1	
RPS disconnected	1	
S1 lift controller not attached	1	
Needs LCF and Chamber D handoffs	1	
ChD side1 lift not mounted, harness has pulled wires	1	
Needs new indexer connector for side 1	1	
FI lower LL door will not shut when commanded	1	
ChD water ampoules installed but nothing connected/plugged in	1	
ChD RPS units power not connected	1	
Needs LCF and chambers handoffs for all chambers	1	
Total Estimated USD		



Tool Photos (Photos must make sense to show all the major parts intact)

Tool ID CVD2931
Date Aug 2018

a. General

Description	Photos
Eqpt ID	
Vendor / Supplier / Model INCLUDE A PHOTO OF THE SERIAL NUMBER TAG THAT IS AFFIXED TO THE TOOL.	 

b. Hardware Configuration (Fab)

Description	Photos
Main System	
SMIF System	
Handler System	
Chambers	
Others	

c. Hardware Configuration (Subfab / Auxilliary Units)

Description	Photos

d. Missing Parts [photos showing major missing parts]

Description	Photos
	NA

Equipment Configuration

Eqpt ID	CVD2931
Tool Status	Connected Idle
Chamber Components	
Tool Description	UV BLOK
Supplier Name	AMAT
Model Number	PRODUCER GT
Tool's Recipe Capability	Multiple Recipe
Does the tool have a SECS/GEM interface?	
How many ports does this tool have?	3
Protocol Zones Allowed	BEOL
Chamber ID's or Station ID's	Chamber or Station
CHA	Yes
CHB	Yes
CHC	Yes
CHD	Yes